



Peshtigo, WI Consumer Spending

Consumer Spending Report (Peshtigo, Wisconsin)

Apparel (2013)

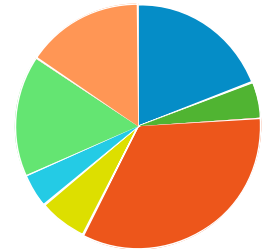
- Men's Apparel
- Boys' Apparel
- Women's Apparel
- Girls' Apparel
- Infants Apparel
- Footwear
- Apparel Services and Accessories



	\$ PER HOUSEHOLD	TOTAL \$000'S
Totals:	\$2,272	\$3,377
Men's Apparel	\$433	\$645
Boys' Apparel	\$108	\$161
Women's Apparel	\$764	\$1,136
Girls' Apparel	\$148	\$221
Infants Apparel	\$101	\$151
Footwear	\$373	\$555
Apparel Services and Accessories	\$341	\$507

Apparel (2018)

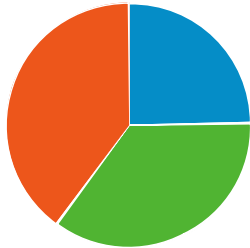
- Men's Apparel
- Boys' Apparel
- Women's Apparel
- Girls' Apparel
- Infants Apparel
- Footwear
- Apparel Services and Accessories



	\$ PER HOUSEHOLD	TOTAL \$000'S
Totals:	\$2,366	\$3,613
Men's Apparel	\$453	\$693
Boys' Apparel	\$112	\$171
Women's Apparel	\$793	\$1,211
Girls' Apparel	\$153	\$235
Infants Apparel	\$105	\$160
Footwear	\$379	\$580
Apparel Services and Accessories	\$368	\$563

Entertainment (2013)

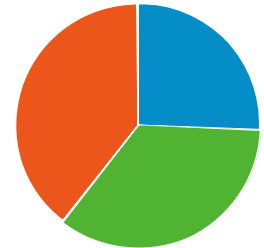
- Fees And Admissions
- Video And Audio Equipment
- Recreational Equipment And Supplies



	\$ PER HOUSEHOLD	TOTAL \$000'S
Totals:	\$2,635	\$3,917
Fees And Admissions	\$653	\$971
Video And Audio Equipment	\$933	\$1,386
Recreational Equipment And Supplies	\$1,049	\$1,560

Entertainment (2018)

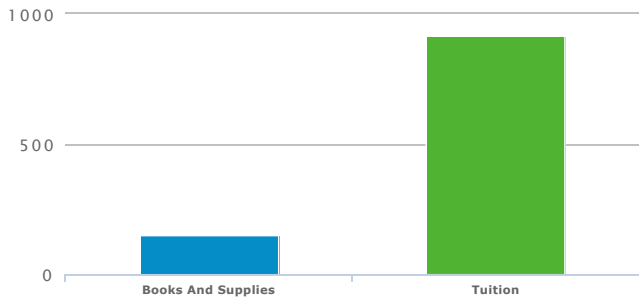
- Fees And Admissions
- Video And Audio Equipment
- Recreational Equipment And Supplies



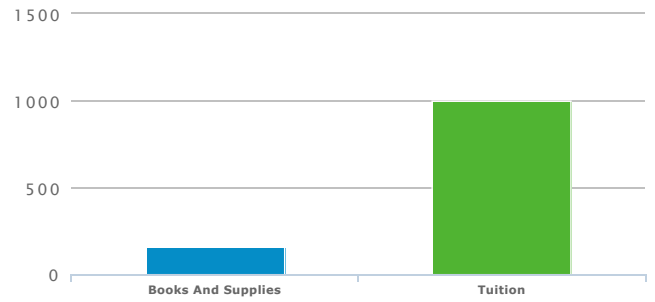
	\$ PER HOUSEHOLD	TOTAL \$000'S
Totals:	\$2,762	\$4,218
Fees And Admissions	\$707	\$1,080
Video And Audio Equipment	\$966	\$1,476
Recreational Equipment And Supplies	\$1,088	\$1,662

Education (2013)

Education (2018)



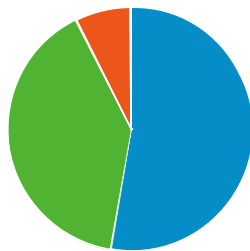
	\$ PER HOUSEHOLD	TOTAL \$000'S
Totals:	\$1,069	\$1,589
Books And Supplies	\$149	\$222
Tuition	\$919	\$1,367



	\$ PER HOUSEHOLD	TOTAL \$000'S
Totals:	\$1,164	\$1,778
Books And Supplies	\$162	\$249
Tuition	\$1,001	\$1,530

Food and Beverages (2013)

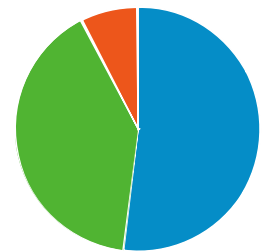
- Food At Home
- Food Away From Home
- Alcoholic Beverages



	\$ PER HOUSEHOLD	TOTAL \$000'S
Totals:	\$7,398	\$10,995
Food At Home	\$3,898	\$5,792
Food Away From Home	\$2,951	\$4,386
Alcoholic Beverages	\$549	\$816

Food and Beverages (2018)

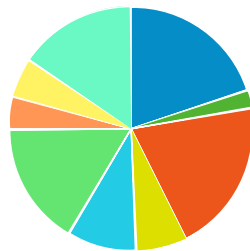
- Food At Home
- Food Away From Home
- Alcoholic Beverages



	\$ PER HOUSEHOLD	TOTAL \$000'S
Totals:	\$7,629	\$11,651
Food At Home	\$3,962	\$6,050
Food Away From Home	\$3,085	\$4,711
Alcoholic Beverages	\$582	\$889

Gifts (2013)

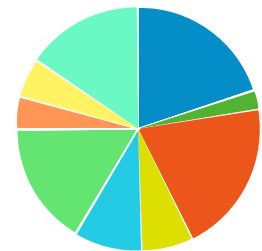
- Gifts Of Apparel
- Gifts Of Apparel Accessories
- Gifts Of Education
- Gifts Of Recreation
- Gifts Of Food And Beverages
- Gifts Of Household Furnishings And Equipment
- Gifts Of Household
- Gifts Of Transportation
- Gifts Elsewhere Unspecified



	\$ PER HOUSEHOLD	TOTAL \$000'S
Totals:	\$1,212	\$1,802
Gifts Of Apparel	\$240	\$358
Gifts Of Apparel Accessories	\$30	\$46
Gifts Of Education	\$245	\$364
Gifts Of Recreation	\$82	\$123
Gifts Of Food And Beverages	\$111	\$166
Gifts Of Household Furnishings And Equipment	\$197	\$294
Gifts Of Household	\$52	\$77
Gifts Of Transportation	\$64	\$96
Gifts Elsewhere Unspecified	\$187	\$278

Gifts (2018)

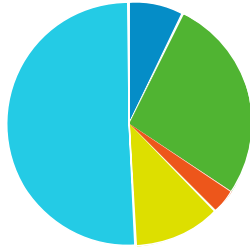
- Gifts Of Apparel
- Gifts Of Apparel Accessories
- Gifts Of Education
- Gifts Of Recreation
- Gifts Of Food And Beverages
- Gifts Of Household Furnishings And Equipment
- Gifts Of Household
- Gifts Of Transportation
- Gifts Elsewhere Unspecified



	\$ PER HOUSEHOLD	TOTAL \$000'S
Totals:	\$1,303	\$1,990
Gifts Of Apparel	\$258	\$395
Gifts Of Apparel Accessories	\$33	\$51
Gifts Of Education	\$263	\$402
Gifts Of Recreation	\$88	\$136
Gifts Of Food And Beverages	\$119	\$183
Gifts Of Household Furnishings And Equipment	\$212	\$325
Gifts Of Household	\$55	\$85
Gifts Of Transportation	\$69	\$107
Gifts Elsewhere Unspecified	\$201	\$307

Household Furnishings (2013)

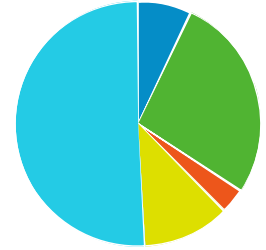
- Household Textiles
- Furniture
- Floor Coverings
- Major Appliances
- Housewares And Small Appliances



	\$ PER HOUSEHOLD	TOTAL \$000'S
Totals:	\$2,059	\$3,060
Household Textiles	\$149	\$222
Furniture	\$557	\$829
Floor Coverings	\$67	\$101
Major Appliances	\$238	\$354
Housewares And Small Appliances	\$1,045	\$1,554

Household Furnishings (2018)

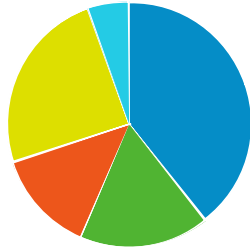
- Household Textiles
- Furniture
- Floor Coverings
- Major Appliances
- Housewares And Small Appliances



	\$ PER HOUSEHOLD	TOTAL \$000'S
Totals:	\$2,185	\$3,337
Household Textiles	\$156	\$239
Furniture	\$592	\$905
Floor Coverings	\$73	\$113
Major Appliances	\$251	\$383
Housewares And Small Appliances	\$1,111	\$1,697

Shelter (2013)

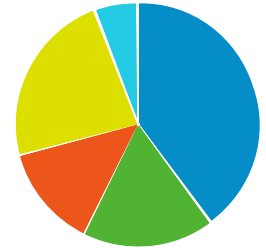
- Mortgage Interest
- Property Taxes
- Miscellaneous Owned Dwelling Costs
- Rental Costs
- Other Lodging



	\$ PER HOUSEHOLD	TOTAL \$000'S
Totals:	\$9,156	\$13,606
Mortgage Interest	\$3,604	\$5,356
Property Taxes	\$1,564	\$2,325
Miscellaneous Owned Dwelling Costs	\$1,240	\$1,843
Rental Costs	\$2,246	\$3,339
Other Lodging	\$500	\$744

Shelter (2018)

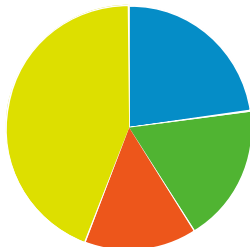
- Mortgage Interest
- Property Taxes
- Miscellaneous Owned Dwelling Costs
- Rental Costs
- Other Lodging



	\$ PER HOUSEHOLD	TOTAL \$000'S
Totals:	\$9,577	\$14,625
Mortgage Interest	\$3,823	\$5,839
Property Taxes	\$1,665	\$2,543
Miscellaneous Owned Dwelling Costs	\$1,304	\$1,993
Rental Costs	\$2,230	\$3,405
Other Lodging	\$554	\$846

Household Operations (2013)

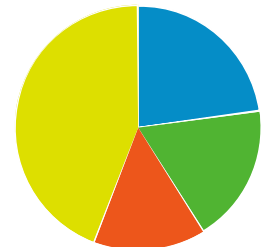
- Babysitting And Elderly Care
- Household Services
- Alimony And Child Support
- Household Supplies



	\$ PER HOUSEHOLD	TOTAL \$000'S
Totals:	\$1,632	\$2,426
Babysitting And Elderly Care	\$373	\$556
Household Services	\$296	\$441
Alimony And Child Support	\$242	\$360
Household Supplies	\$719	\$1,069

Household Operations (2018)

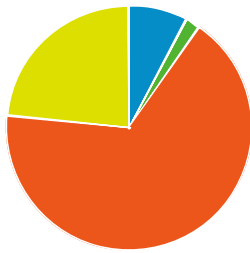
- Babysitting And Elderly Care
- Household Services
- Alimony And Child Support
- Household Supplies



	\$ PER HOUSEHOLD	TOTAL \$000'S
Totals:	\$1,746	\$2,667
Babysitting And Elderly Care	\$400	\$612
Household Services	\$316	\$483
Alimony And Child Support	\$259	\$397
Household Supplies	\$769	\$1,175

Personal Care (2013)

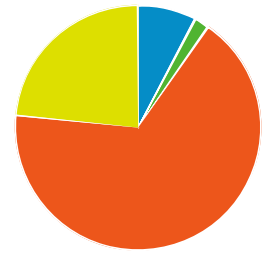
- Hair Care
- Electric Personal Care Appliances
- Personal Care Services
- Personal Care Products



	\$ PER HOUSEHOLD	TOTAL \$000'S
Totals:	\$693	\$1,031
Hair Care	\$54	\$80
Electric Personal Care Appliances	\$13	\$20
Personal Care Services	\$464	\$690
Personal Care Products	\$162	\$241

Personal Care (2018)

- Hair Care
- Electric Personal Care Appliances
- Personal Care Services
- Personal Care Products



	\$ PER HOUSEHOLD	TOTAL \$000'S
Totals:	\$721	\$1,102
Hair Care	\$56	\$86
Electric Personal Care Appliances	\$14	\$22
Personal Care Services	\$482	\$737
Personal Care Products	\$168	\$258

Utilities (2013)

- Natural Gas
- Electricity
- Fuel Oil And Other Fuels
- Telephone Service
- Other Utilities



	\$ PER HOUSEHOLD	TOTAL \$000'S
Totals:	\$3,410	\$5,068
Natural Gas	\$474	\$706
Electricity	\$1,249	\$1,857
Fuel Oil And Other Fuels	\$127	\$190
Telephone Service	\$1,165	\$1,732
Other Utilities	\$392	\$583

Utilities (2018)

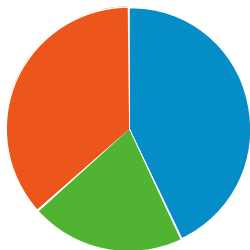
- Natural Gas
- Electricity
- Fuel Oil And Other Fuels
- Telephone Service
- Other Utilities



	\$ PER HOUSEHOLD	TOTAL \$000'S
Totals:	\$3,496	\$5,340
Natural Gas	\$488	\$746
Electricity	\$1,278	\$1,952
Fuel Oil And Other Fuels	\$130	\$199
Telephone Service	\$1,195	\$1,826
Other Utilities	\$403	\$617

Reading (2013)

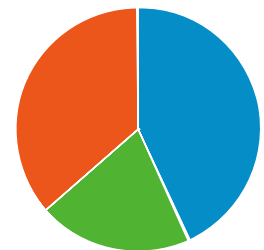
- Newspapers
- Magazines
- Books



	\$ PER HOUSEHOLD	TOTAL \$000'S
Totals:	\$157	\$234
Newspapers	\$67	\$100
Magazines	\$32	\$48
Books	\$57	\$85

Reading (2018)

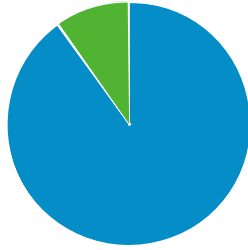
- Newspapers
- Magazines
- Books



	\$ PER HOUSEHOLD	TOTAL \$000'S
Totals:	\$164	\$251
Newspapers	\$70	\$108
Magazines	\$33	\$51
Books	\$59	\$92

Tobacco (2013)

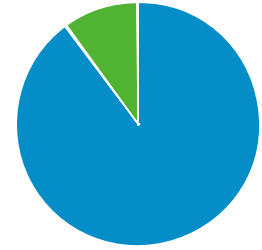
- Cigarettes
- Other Tobacco Products



	\$ PER HOUSEHOLD	TOTAL \$000'S
Totals:	\$326	\$485
Cigarettes	\$293	\$437
Other Tobacco Products	\$32	\$49

Tobacco (2018)

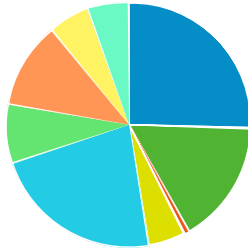
- Cigarettes
- Other Tobacco Products



	\$ PER HOUSEHOLD	TOTAL \$000'S
Totals:	\$329	\$504
Cigarettes	\$296	\$453
Other Tobacco Products	\$33	\$50

Transportation (2013)

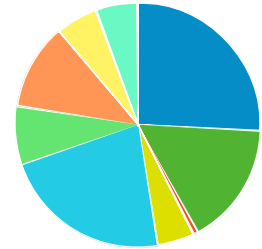
- New Vehicle Purchase
- Used Vehicle Purchase
- Motorcycles (New And Used)
- Vehicle Finance Charges
- Gasoline And Oil
- Vehicle Repair And Maintenance
- Vehicle Insurance
- Public Transportation
- Other Transportation Costs



	\$ PER HOUSEHOLD	TOTAL \$000'S
Totals:	\$9,665	\$14,363
New Vehicle Purchase	\$2,467	\$3,667
Used Vehicle Purchase	\$1,581	\$2,350
Motorcycles (New And Used)	\$66	\$98
Vehicle Finance Charges	\$465	\$691
Gasoline And Oil	\$2,174	\$3,231
Vehicle Repair And Maintenance	\$752	\$1,119
Vehicle Insurance	\$1,105	\$1,643
Public Transportation	\$523	\$778
Other Transportation Costs	\$529	\$786

Transportation (2018)

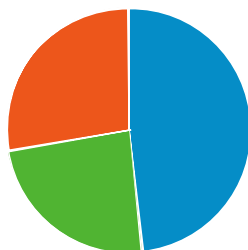
- New Vehicle Purchase
- Used Vehicle Purchase
- Motorcycles (New And Used)
- Vehicle Finance Charges
- Gasoline And Oil
- Vehicle Repair And Maintenance
- Vehicle Insurance
- Public Transportation
- Other Transportation Costs



	\$ PER HOUSEHOLD	TOTAL \$000'S
Totals:	\$10,004	\$15,277
New Vehicle Purchase	\$2,581	\$3,942
Used Vehicle Purchase	\$1,611	\$2,460
Motorcycles (New And Used)	\$69	\$107
Vehicle Finance Charges	\$479	\$733
Gasoline And Oil	\$2,227	\$3,401
Vehicle Repair And Maintenance	\$778	\$1,189
Vehicle Insurance	\$1,137	\$1,737
Public Transportation	\$561	\$857
Other Transportation Costs	\$557	\$852

Health Care (2013)

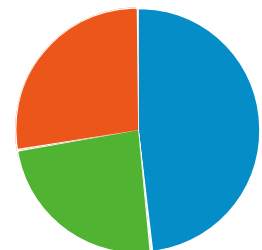
- Health Care Insurance
- Health Care Services
- Health Care Supplies And Equipment



	\$ PER HOUSEHOLD	TOTAL \$000'S
Totals:	\$2,999	\$4,458
Health Care Insurance	\$1,449	\$2,154
Health Care Services	\$721	\$1,072

Health Care (2018)

- Health Care Insurance
- Health Care Services
- Health Care Supplies And Equipment



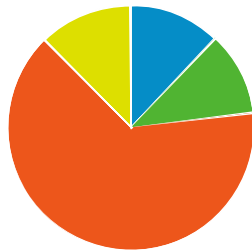
	\$ PER HOUSEHOLD	TOTAL \$000'S
Totals:	\$3,085	\$4,712
Health Care Insurance	\$1,490	\$2,276
Health Care Services	\$742	\$1,133

Health Care Supplies And Equipment	\$829	\$1,232
------------------------------------	-------	---------

Health Care Supplies And Equipment	\$852	\$1,302
------------------------------------	-------	---------

Miscellaneous Expenses (2013)

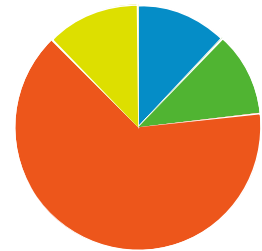
- Legal And Accounting
- Funeral And Cemetery
- Finance Charges Excluding Mortgage And Vehicle
- Other Miscellaneous Expenses



	\$ PER HOUSEHOLD	TOTAL \$000'S
Totals:	\$805	\$1,197
Legal And Accounting	\$97	\$145
Funeral And Cemetery	\$89	\$132
Finance Charges Excluding Mortgage And Vehicle	\$518	\$771
Other Miscellaneous Expenses	\$100	\$149

Miscellaneous Expenses (2018)

- Legal And Accounting
- Funeral And Cemetery
- Finance Charges Excluding Mortgage And Vehicle
- Other Miscellaneous Expenses



	\$ PER HOUSEHOLD	TOTAL \$000'S
Totals:	\$837	\$1,279
Legal And Accounting	\$101	\$155
Funeral And Cemetery	\$93	\$142
Finance Charges Excluding Mortgage And Vehicle	\$539	\$823
Other Miscellaneous Expenses	\$104	\$159

Personal Insurance (2013)

	\$ PER HOUSEHOLD	TOTAL \$000'S
	\$463	\$688

Personal Insurance (2018)

	\$ PER HOUSEHOLD	TOTAL \$000'S
	\$500	\$764

Contributions (2013)

	\$ PER HOUSEHOLD	TOTAL \$000'S
	\$1,660	\$2,467

Contributions (2018)

	\$ PER HOUSEHOLD	TOTAL \$000'S
	\$1,811	\$2,766

Retail Potential (2013)

	\$ PER HOUSEHOLD	TOTAL \$000'S
New Car Dealers	\$3,858	\$5,734
User Car Dealers	\$238	\$355
Recreational Vehicle Dealers	\$10	\$16
Motorcycle and Boat Dealers	\$176	\$262
Auto Parts and Accessories	\$509	\$757
Tire Dealers	\$233	\$346
Furniture Stores	\$448	\$666
Floor Covering Stores	\$119	\$178
Other Home Furnishing Stores	\$138	\$206
Appliances and Electronics Stores	\$819	\$1,218
Computer Stores	\$1,445	\$2,149
Camera and Photography Stores	\$62	\$93
Hardware Stores	\$189	\$282
Paint and Wallpaper Stores	\$16	\$25
Home Centers	\$481	\$715
Other Building Materials Stores	\$489	\$727
Outdoor Power Equipment Stores	\$16	\$24
Nursery and Garden Stores	\$129	\$193
Grocery Stores	\$5,464	\$8,121
Convenience Stores	\$263	\$391
Meat Markets	\$55	\$83
Fish and Seafood Markets	\$13	\$20
Fruit and Vegetable Markets	\$26	\$39
Other Specialty Food Markets	\$41	\$61

Source: Applied Geographic Solutions, 2013

Liquor Stores	\$153	\$229
Pharmacy and Drug Stores	\$1,192	\$1,773
Costmetics and Beauty Stores	\$51	\$77
Optical Goods Stores	\$117	\$175
Other Health and Personal Care Stores	\$96	\$143
Gasoline Stations with Convenience Stores	\$1,017	\$1,512
Gasoline Stations without Convenience Stores	\$169	\$252
Men's Clothing Stores	\$63	\$94
Women's Clothing Stores	\$207	\$308
Childrens' and Infant's Clothing Stores	\$107	\$159
Family Clothing Stores	\$410	\$609
Clothing Accessory Stores	\$21	\$32
Other Apparel Stores	\$51	\$76
Shoe Stores	\$132	\$198
Jewelry Stores	\$242	\$361
Luggage Stores	\$190	\$283
Sporting Goods Stores	\$188	\$280
Hobby, Toy, and Game Stores	\$53	\$79
Sewing and Needlecraft Stores	\$22	\$34
Musical Instrument Stores	\$33	\$50
Book Stores	\$302	\$449
Record, Tape, and CD Stores	\$83	\$125
Department Stores	\$2,829	\$4,204
Warehouse Superstores	\$1,131	\$1,681
Other General Merchandise Stores	\$331	\$492
Florists	\$27	\$41
Office and Stationary Stores	\$258	\$384
Gift and Souvenir Stores	\$88	\$132
Used Merchandise Stores	\$58	\$87
Pet and Pet Supply Stores	\$58	\$87
Art Dealers	\$11	\$16
Mobile Home Dealers	\$1	\$1
Other Miscellaneous Retail Stores	\$132	\$197
Mail Order and Catalog Stores	\$2,018	\$2,999
Vending Machines	\$83	\$124
Fuel Dealers	\$707	\$1,052
Other Direct Selling Establishments	\$177	\$263
Hotels and Other Travel Accomodations	\$139	\$207
RV Parks	\$2	\$3
Rooming and Boarding Houses	\$1	\$1
Full Service Restaurants	\$936	\$1,391
Limited Service Restaurants	\$926	\$1,377
Special Food Services and Catering	\$155	\$231
Drinking Places	\$85	\$127