

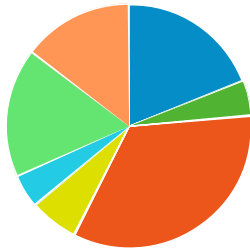


## Report

Consumer Spending Report (Marinette, Wisconsin)

### Apparel (2013)

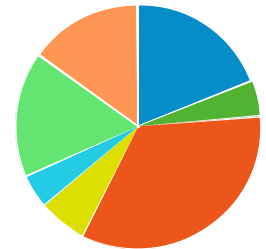
- Men's Apparel
- Boys' Apparel
- Women's Apparel
- Girls' Apparel
- Infants Apparel
- Footwear
- Apparel Services and Accessories



	\$ PER HOUSEHOLD	TOTAL \$000'S
<b>Totals:</b>	<b>\$2,018</b>	<b>\$10,133</b>
Men's Apparel	\$381	\$1,916
Boys' Apparel	\$96	\$483
Women's Apparel	\$681	\$3,420
Girls' Apparel	\$130	\$656
Infants Apparel	\$89	\$450
Footwear	\$342	\$1,720
Apparel Services and Accessories	\$296	\$1,488

### Apparel (2018)

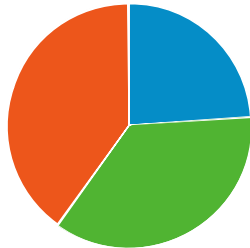
- Men's Apparel
- Boys' Apparel
- Women's Apparel
- Girls' Apparel
- Infants Apparel
- Footwear
- Apparel Services and Accessories



	\$ PER HOUSEHOLD	TOTAL \$000'S
<b>Totals:</b>	<b>\$2,100</b>	<b>\$10,834</b>
Men's Apparel	\$398	\$2,054
Boys' Apparel	\$99	\$513
Women's Apparel	\$707	\$3,651
Girls' Apparel	\$136	\$702
Infants Apparel	\$93	\$482
Footwear	\$350	\$1,807
Apparel Services and Accessories	\$315	\$1,625

### Entertainment (2013)

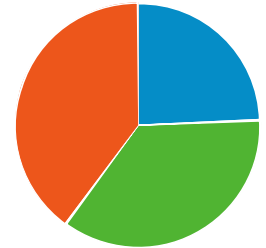
- Fees And Admissions
- Video And Audio Equipment
- Recreational Equipment And Supplies



	\$ PER HOUSEHOLD	TOTAL \$000'S
<b>Totals:</b>	<b>\$2,334</b>	<b>\$11,717</b>
Fees And Admissions	\$558	\$2,804
Video And Audio Equipment	\$841	\$4,224
Recreational Equipment And Supplies	\$934	\$4,689

### Entertainment (2018)

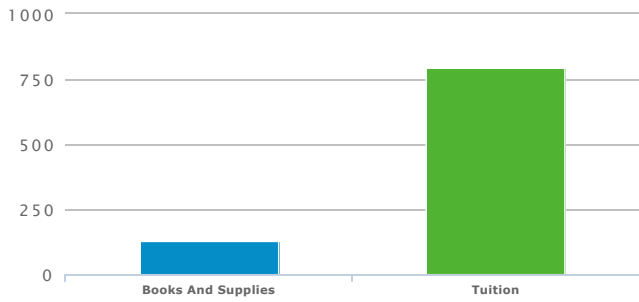
- Fees And Admissions
- Video And Audio Equipment
- Recreational Equipment And Supplies



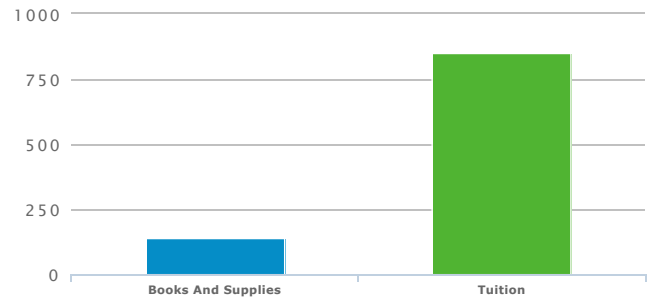
	\$ PER HOUSEHOLD	TOTAL \$000'S
<b>Totals:</b>	<b>\$2,445</b>	<b>\$12,611</b>
Fees And Admissions	\$597	\$3,080
Video And Audio Equipment	\$873	\$4,503
Recreational Equipment And Supplies	\$975	\$5,029

### Education (2013)

### Education (2018)



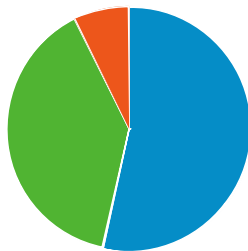
	\$ PER HOUSEHOLD	TOTAL \$000'S
<b>Totals:</b>	<b>\$924</b>	<b>\$4,639</b>
Books And Supplies	\$128	\$647
Tuition	\$795	\$3,992



	\$ PER HOUSEHOLD	TOTAL \$000'S
<b>Totals:</b>	<b>\$985</b>	<b>\$5,084</b>
Books And Supplies	\$137	\$709
Tuition	\$848	\$4,375

### Food and Beverages (2013)

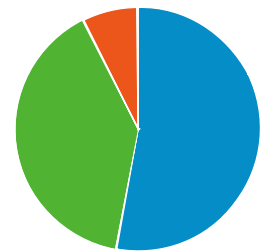
- Food At Home
- Food Away From Home
- Alcoholic Beverages



	\$ PER HOUSEHOLD	TOTAL \$000'S
<b>Totals:</b>	<b>\$6,680</b>	<b>\$33,536</b>
Food At Home	\$3,572	\$17,933
Food Away From Home	\$2,619	\$13,147
Alcoholic Beverages	\$489	\$2,455

### Food and Beverages (2018)

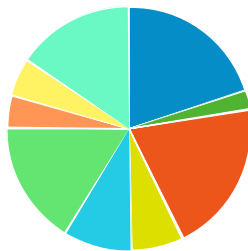
- Food At Home
- Food Away From Home
- Alcoholic Beverages



	\$ PER HOUSEHOLD	TOTAL \$000'S
<b>Totals:</b>	<b>\$6,908</b>	<b>\$35,625</b>
Food At Home	\$3,660	\$18,879
Food Away From Home	\$2,733	\$14,096
Alcoholic Beverages	\$513	\$2,649

### Gifts (2013)

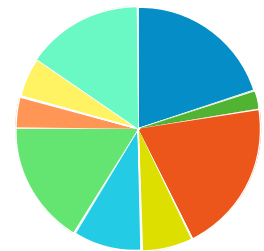
- Gifts Of Apparel
- Gifts Of Apparel Accessories
- Gifts Of Education
- Gifts Of Recreation
- Gifts Of Food And Beverages
- Gifts Of Household Furnishings And Equipment
- Gifts Of Household
- Gifts Of Transportation
- Gifts Elsewhere Unspecified



	\$ PER HOUSEHOLD	TOTAL \$000'S
<b>Totals:</b>	<b>\$1,058</b>	<b>\$5,312</b>
Gifts Of Apparel	\$210	\$1,055
Gifts Of Apparel Accessories	\$27	\$136
Gifts Of Education	\$214	\$1,077
Gifts Of Recreation	\$72	\$364
Gifts Of Food And Beverages	\$96	\$486
Gifts Of Household Furnishings And Equipment	\$172	\$867
Gifts Of Household	\$45	\$231
Gifts Of Transportation	\$54	\$276
Gifts Elsewhere Unspecified	\$163	\$820

### Gifts (2018)

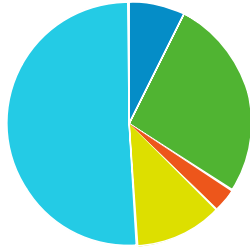
- Gifts Of Apparel
- Gifts Of Apparel Accessories
- Gifts Of Education
- Gifts Of Recreation
- Gifts Of Food And Beverages
- Gifts Of Household Furnishings And Equipment
- Gifts Of Household
- Gifts Of Transportation
- Gifts Elsewhere Unspecified



	\$ PER HOUSEHOLD	TOTAL \$000'S
<b>Totals:</b>	<b>\$1,118</b>	<b>\$5,767</b>
Gifts Of Apparel	\$222	\$1,145
Gifts Of Apparel Accessories	\$28	\$148
Gifts Of Education	\$226	\$1,169
Gifts Of Recreation	\$76	\$395
Gifts Of Food And Beverages	\$102	\$527
Gifts Of Household Furnishings And Equipment	\$182	\$942
Gifts Of Household	\$48	\$249
Gifts Of Transportation	\$58	\$302
Gifts Elsewhere Unspecified	\$172	\$890

### Household Furnishings (2013)

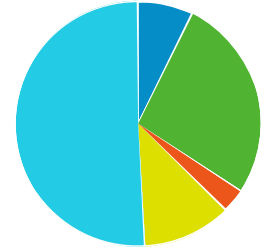
- Household Textiles
- Furniture
- Floor Coverings
- Major Appliances
- Housewares And Small Appliances



	\$ PER HOUSEHOLD	TOTAL \$000'S
<b>Totals:</b>	<b>\$1,793</b>	<b>\$9,001</b>
Household Textiles	\$132	\$667
Furniture	\$480	\$2,412
Floor Coverings	\$56	\$286
Major Appliances	\$210	\$1,058
Housewares And Small Appliances	\$912	\$4,579

### Household Furnishings (2018)

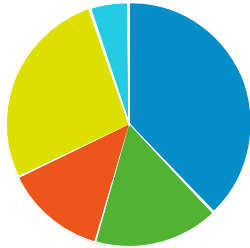
- Household Textiles
- Furniture
- Floor Coverings
- Major Appliances
- Housewares And Small Appliances



	\$ PER HOUSEHOLD	TOTAL \$000'S
<b>Totals:</b>	<b>\$1,890</b>	<b>\$9,751</b>
Household Textiles	\$139	\$721
Furniture	\$507	\$2,617
Floor Coverings	\$61	\$315
Major Appliances	\$220	\$1,139
Housewares And Small Appliances	\$961	\$4,960

### Shelter (2013)

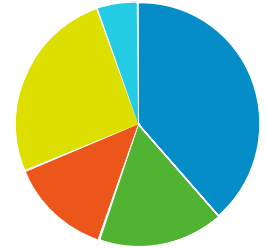
- Mortgage Interest
- Property Taxes
- Miscellaneous Owned Dwelling Costs
- Rental Costs
- Other Lodging



	\$ PER HOUSEHOLD	TOTAL \$000'S
<b>Totals:</b>	<b>\$8,139</b>	<b>\$40,861</b>
Mortgage Interest	\$3,088	\$15,506
Property Taxes	\$1,346	\$6,761
Miscellaneous Owned Dwelling Costs	\$1,091	\$5,478
Rental Costs	\$2,190	\$10,997
Other Lodging	\$422	\$2,119

### Shelter (2018)

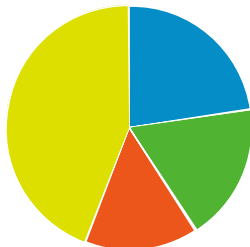
- Mortgage Interest
- Property Taxes
- Miscellaneous Owned Dwelling Costs
- Rental Costs
- Other Lodging



	\$ PER HOUSEHOLD	TOTAL \$000'S
<b>Totals:</b>	<b>\$8,496</b>	<b>\$43,814</b>
Mortgage Interest	\$3,274	\$16,889
Property Taxes	\$1,421	\$7,329
Miscellaneous Owned Dwelling Costs	\$1,146	\$5,913
Rental Costs	\$2,196	\$11,325
Other Lodging	\$457	\$2,358

### Household Operations (2013)

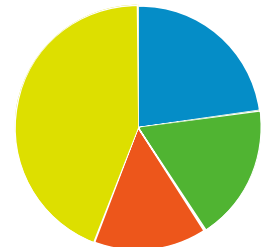
- Babysitting And Elderly Care
- Household Services
- Alimony And Child Support
- Household Supplies



	\$ PER HOUSEHOLD	TOTAL \$000'S
<b>Totals:</b>	<b>\$1,419</b>	<b>\$7,127</b>
Babysitting And Elderly Care	\$322	\$1,621
Household Services	\$257	\$1,294
Alimony And Child Support	\$213	\$1,071
Household Supplies	\$625	\$3,142

### Household Operations (2018)

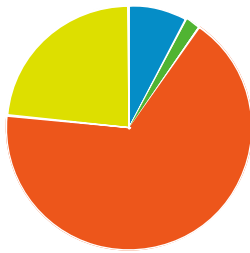
- Babysitting And Elderly Care
- Household Services
- Alimony And Child Support
- Household Supplies



	\$ PER HOUSEHOLD	TOTAL \$000'S
<b>Totals:</b>	<b>\$1,502</b>	<b>\$7,747</b>
Babysitting And Elderly Care	\$342	\$1,766
Household Services	\$271	\$1,403
Alimony And Child Support	\$226	\$1,165
Household Supplies	\$661	\$3,413

### Personal Care (2013)

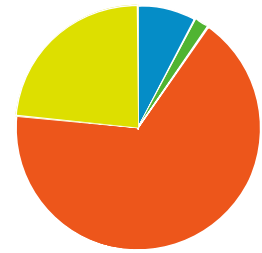
- Hair Care
- Electric Personal Care Appliances
- Personal Care Services
- Personal Care Products



	\$ PER HOUSEHOLD	TOTAL \$000'S
<b>Totals:</b>	<b>\$621</b>	<b>\$3,121</b>
Hair Care	\$48	\$244
Electric Personal Care Appliances	\$12	\$61
Personal Care Services	\$415	\$2,087
Personal Care Products	\$145	\$729

### Personal Care (2018)

- Hair Care
- Electric Personal Care Appliances
- Personal Care Services
- Personal Care Products



	\$ PER HOUSEHOLD	TOTAL \$000'S
<b>Totals:</b>	<b>\$646</b>	<b>\$3,334</b>
Hair Care	\$50	\$261
Electric Personal Care Appliances	\$12	\$66
Personal Care Services	\$432	\$2,229
Personal Care Products	\$151	\$779

### Utilities (2013)

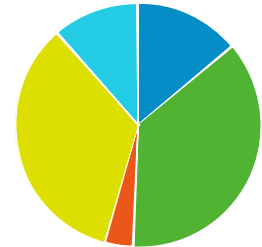
- Natural Gas
- Electricity
- Fuel Oil And Other Fuels
- Telephone Service
- Other Utilities



	\$ PER HOUSEHOLD	TOTAL \$000'S
<b>Totals:</b>	<b>\$3,122</b>	<b>\$15,677</b>
Natural Gas	\$434	\$2,182
Electricity	\$1,151	\$5,783
Fuel Oil And Other Fuels	\$115	\$579
Telephone Service	\$1,064	\$5,342
Other Utilities	\$356	\$1,791

### Utilities (2018)

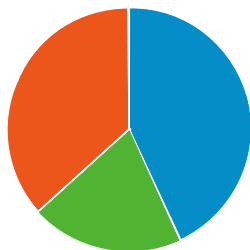
- Natural Gas
- Electricity
- Fuel Oil And Other Fuels
- Telephone Service
- Other Utilities



	\$ PER HOUSEHOLD	TOTAL \$000'S
<b>Totals:</b>	<b>\$3,210</b>	<b>\$16,558</b>
Natural Gas	\$447	\$2,308
Electricity	\$1,180	\$6,090
Fuel Oil And Other Fuels	\$118	\$612
Telephone Service	\$1,095	\$5,648
Other Utilities	\$368	\$1,900

### Reading (2013)

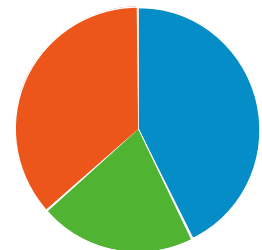
- Newspapers
- Magazines
- Books



	\$ PER HOUSEHOLD	TOTAL \$000'S
<b>Totals:</b>	<b>\$140</b>	<b>\$704</b>
Newspapers	\$60	\$302
Magazines	\$28	\$144
Books	\$51	\$257

### Reading (2018)

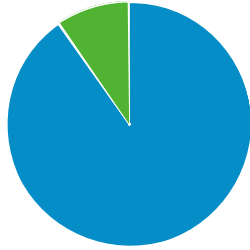
- Newspapers
- Magazines
- Books



	\$ PER HOUSEHOLD	TOTAL \$000'S
<b>Totals:</b>	<b>\$146</b>	<b>\$755</b>
Newspapers	\$62	\$325
Magazines	\$30	\$155
Books	\$53	\$276

### Tobacco (2013)

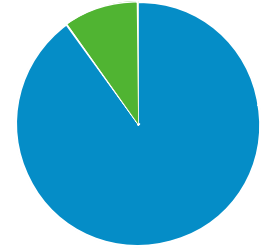
- Cigarettes
- Other Tobacco Products



	\$ PER HOUSEHOLD	TOTAL \$000'S
<b>Totals:</b>	<b>\$309</b>	<b>\$1,553</b>
<b>Cigarettes</b>	<b>\$278</b>	<b>\$1,398</b>
<b>Other Tobacco Products</b>	<b>\$30</b>	<b>\$156</b>

### Tobacco (2018)

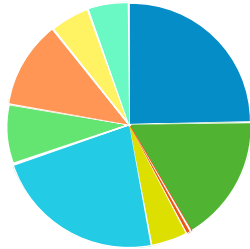
- Cigarettes
- Other Tobacco Products



	\$ PER HOUSEHOLD	TOTAL \$000'S
<b>Totals:</b>	<b>\$315</b>	<b>\$1,625</b>
<b>Cigarettes</b>	<b>\$283</b>	<b>\$1,462</b>
<b>Other Tobacco Products</b>	<b>\$31</b>	<b>\$163</b>

### Transportation (2013)

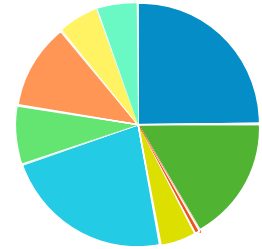
- New Vehicle Purchase
- Used Vehicle Purchase
- Motorcycles (New And Used)
- Vehicle Finance Charges
- Gasoline And Oil
- Vehicle Repair And Maintenance
- Vehicle Insurance
- Public Transportation
- Other Transportation Costs



	\$ PER HOUSEHOLD	TOTAL \$000'S
<b>Totals:</b>	<b>\$8,578</b>	<b>\$43,062</b>
<b>New Vehicle Purchase</b>	<b>\$2,117</b>	<b>\$10,632</b>
<b>Used Vehicle Purchase</b>	<b>\$1,450</b>	<b>\$7,279</b>
<b>Motorcycles (New And Used)</b>	<b>\$57</b>	<b>\$290</b>
<b>Vehicle Finance Charges</b>	<b>\$411</b>	<b>\$2,064</b>
<b>Gasoline And Oil</b>	<b>\$1,952</b>	<b>\$9,804</b>
<b>Vehicle Repair And Maintenance</b>	<b>\$675</b>	<b>\$3,391</b>
<b>Vehicle Insurance</b>	<b>\$993</b>	<b>\$4,988</b>
<b>Public Transportation</b>	<b>\$456</b>	<b>\$2,290</b>
<b>Other Transportation Costs</b>	<b>\$463</b>	<b>\$2,325</b>

### Transportation (2018)

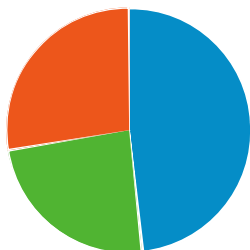
- New Vehicle Purchase
- Used Vehicle Purchase
- Motorcycles (New And Used)
- Vehicle Finance Charges
- Gasoline And Oil
- Vehicle Repair And Maintenance
- Vehicle Insurance
- Public Transportation
- Other Transportation Costs



	\$ PER HOUSEHOLD	TOTAL \$000'S
<b>Totals:</b>	<b>\$8,916</b>	<b>\$45,981</b>
<b>New Vehicle Purchase</b>	<b>\$2,222</b>	<b>\$11,463</b>
<b>Used Vehicle Purchase</b>	<b>\$1,491</b>	<b>\$7,692</b>
<b>Motorcycles (New And Used)</b>	<b>\$60</b>	<b>\$313</b>
<b>Vehicle Finance Charges</b>	<b>\$427</b>	<b>\$2,204</b>
<b>Gasoline And Oil</b>	<b>\$2,012</b>	<b>\$10,379</b>
<b>Vehicle Repair And Maintenance</b>	<b>\$701</b>	<b>\$3,616</b>
<b>Vehicle Insurance</b>	<b>\$1,027</b>	<b>\$5,300</b>
<b>Public Transportation</b>	<b>\$483</b>	<b>\$2,493</b>
<b>Other Transportation Costs</b>	<b>\$488</b>	<b>\$2,519</b>

### Health Care (2013)

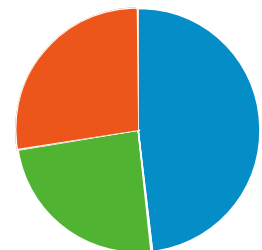
- Health Care Insurance
- Health Care Services
- Health Care Supplies And Equipment



	\$ PER HOUSEHOLD	TOTAL \$000'S
<b>Totals:</b>	<b>\$2,757</b>	<b>\$13,842</b>
<b>Health Care Insurance</b>	<b>\$1,331</b>	<b>\$6,686</b>
<b>Health Care Services</b>	<b>\$663</b>	<b>\$3,333</b>

### Health Care (2018)

- Health Care Insurance
- Health Care Services
- Health Care Supplies And Equipment



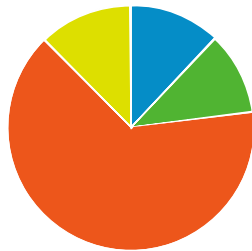
	\$ PER HOUSEHOLD	TOTAL \$000'S
<b>Totals:</b>	<b>\$2,836</b>	<b>\$14,629</b>
<b>Health Care Insurance</b>	<b>\$1,370</b>	<b>\$7,066</b>
<b>Health Care Services</b>	<b>\$683</b>	<b>\$3,523</b>

Health Care Supplies And Equipment	\$761	\$3,823
------------------------------------	-------	---------

Health Care Supplies And Equipment	\$783	\$4,040
------------------------------------	-------	---------

### Miscellaneous Expenses (2013)

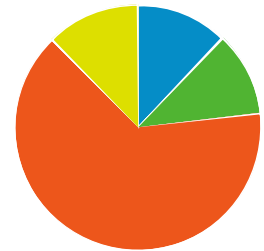
- Legal And Accounting
- Funeral And Cemetery
- Finance Charges Excluding Mortgage And Vehicle
- Other Miscellaneous Expenses



	\$ PER HOUSEHOLD	TOTAL \$000'S
Totals:	\$734	\$3,687
Legal And Accounting	\$88	\$446
Funeral And Cemetery	\$81	\$409
Finance Charges Excluding Mortgage And Vehicle	\$472	\$2,373
Other Miscellaneous Expenses	\$91	\$459

### Miscellaneous Expenses (2018)

- Legal And Accounting
- Funeral And Cemetery
- Finance Charges Excluding Mortgage And Vehicle
- Other Miscellaneous Expenses



	\$ PER HOUSEHOLD	TOTAL \$000'S
Totals:	\$761	\$3,926
Legal And Accounting	\$92	\$475
Funeral And Cemetery	\$84	\$438
Finance Charges Excluding Mortgage And Vehicle	\$489	\$2,525
Other Miscellaneous Expenses	\$94	\$488

### Personal Insurance (2013)

	\$ PER HOUSEHOLD	TOTAL \$000'S
	\$402	\$2,021

### Personal Insurance (2018)

	\$ PER HOUSEHOLD	TOTAL \$000'S
	\$427	\$2,205

### Contributions (2013)

	\$ PER HOUSEHOLD	TOTAL \$000'S
	\$1,438	\$7,222

### Contributions (2018)

	\$ PER HOUSEHOLD	TOTAL \$000'S
	\$1,531	\$7,895

### Retail Potential (2013)

	\$ PER HOUSEHOLD	TOTAL \$000'S
New Car Dealers	\$3,437	\$17,259
User Car Dealers	\$212	\$1,068
Recreational Vehicle Dealers	\$9	\$47
Motorcycle and Boat Dealers	\$157	\$791
Auto Parts and Accessories	\$457	\$2,294
Tire Dealers	\$209	\$1,051
Furniture Stores	\$386	\$1,938
Floor Covering Stores	\$105	\$529
Other Home Furnishing Stores	\$121	\$609
Appliances and Electronics Stores	\$713	\$3,583
Computer Stores	\$1,239	\$6,221
Camera and Photography Stores	\$55	\$279
Hardware Stores	\$165	\$833
Paint and Wallpaper Stores	\$14	\$73
Home Centers	\$422	\$2,123
Other Building Materials Stores	\$428	\$2,153
Outdoor Power Equipment Stores	\$14	\$71
Nursery and Garden Stores	\$114	\$575
Grocery Stores	\$4,903	\$24,616
Convenience Stores	\$234	\$1,175
Meat Markets	\$50	\$255
Fish and Seafood Markets	\$12	\$60
Fruit and Vegetable Markets	\$23	\$120
Other Specialty Food Markets	\$37	\$189

Source: Applied Geographic Solutions, 2013

Liquor Stores	\$136	\$683
Pharmacy and Drug Stores	\$1,065	\$5,350
Costmetics and Beauty Stores	\$46	\$231
Optical Goods Stores	\$108	\$547
Other Health and Personal Care Stores	\$86	\$434
Gasoline Stations with Convenience Stores	\$899	\$4,516
Gasoline Stations without Convenience Stores	\$151	\$760
Men's Clothing Stores	\$55	\$281
Women's Clothing Stores	\$184	\$927
Childrens' and Infant's Clothing Stores	\$94	\$475
Family Clothing Stores	\$363	\$1,826
Clothing Accessory Stores	\$18	\$94
Other Apparel Stores	\$45	\$230
Shoe Stores	\$121	\$609
Jewelry Stores	\$211	\$1,062
Luggage Stores	\$166	\$835
Sporting Goods Stores	\$168	\$846
Hobby, Toy, and Game Stores	\$47	\$237
Sewing and Needlecraft Stores	\$19	\$99
Musical Instrument Stores	\$29	\$151
Book Stores	\$277	\$1,393
Record, Tape, and CD Stores	\$74	\$374
Department Stores	\$2,498	\$12,544
Warehouse Superstores	\$1,009	\$5,068
Other General Merchandise Stores	\$292	\$1,468
Florists	\$24	\$121
Office and Stationary Stores	\$222	\$1,115
Gift and Souvenir Stores	\$78	\$393
Used Merchandise Stores	\$51	\$260
Pet and Pet Supply Stores	\$52	\$263
Art Dealers	\$9	\$48
Mobile Home Dealers	\$0	\$4
Other Miscellaneous Retail Stores	\$115	\$579
Mail Order and Catalog Stores	\$1,747	\$8,775
Vending Machines	\$75	\$377
Fuel Dealers	\$645	\$3,242
Other Direct Selling Establishments	\$157	\$789
Hotels and Other Travel Accomodations	\$123	\$620
RV Parks	\$1	\$10
Rooming and Boarding Houses	\$1	\$5
Full Service Restaurants	\$830	\$4,169
Limited Service Restaurants	\$822	\$4,128
Special Food Services and Catering	\$138	\$693
Drinking Places	\$75	\$379